

How to Identify Potential International Alumni in LinkedIn and UMASS Connect

Networking is a critical aspect of any internship or job search. LinkedIn and to a lesser extent, UMass Connect, are both primary resources for identifying peers and alum who might be helpful. The benefits of networking include:

- Learning about a company's culture
- Understanding hiring processes
- Sharing your "pitch" and receiving feedback about your approach
- Gaining insight into a person's career choices and path
- Expanding your own network by asking "are there additional people you would recommend I speak with?"
- Building industry knowledge talking with individuals who are experts in their jobs/industries.

For International students seeking to be considered for CPT/OPT and ultimately H1B sponsorship, networking is **KEY** to successful job searching.

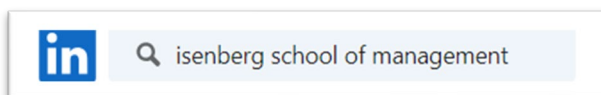
One category of individuals to identify for networking are alumni *and* upper classmen who are or were F1 students. You are looking to learn from these individuals about how they navigated the internship and job search process and seek their advice.

LinkedIn and UMass's Alumni Association's Connect UMass platform offer opportunities to find alum from specific countries and this resource will outline strategies for each tool that work.

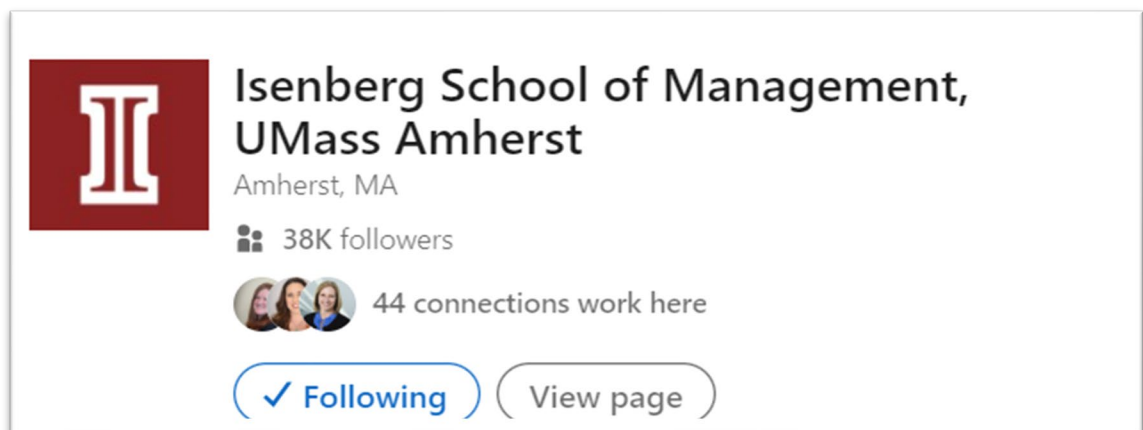
LINKEDIN

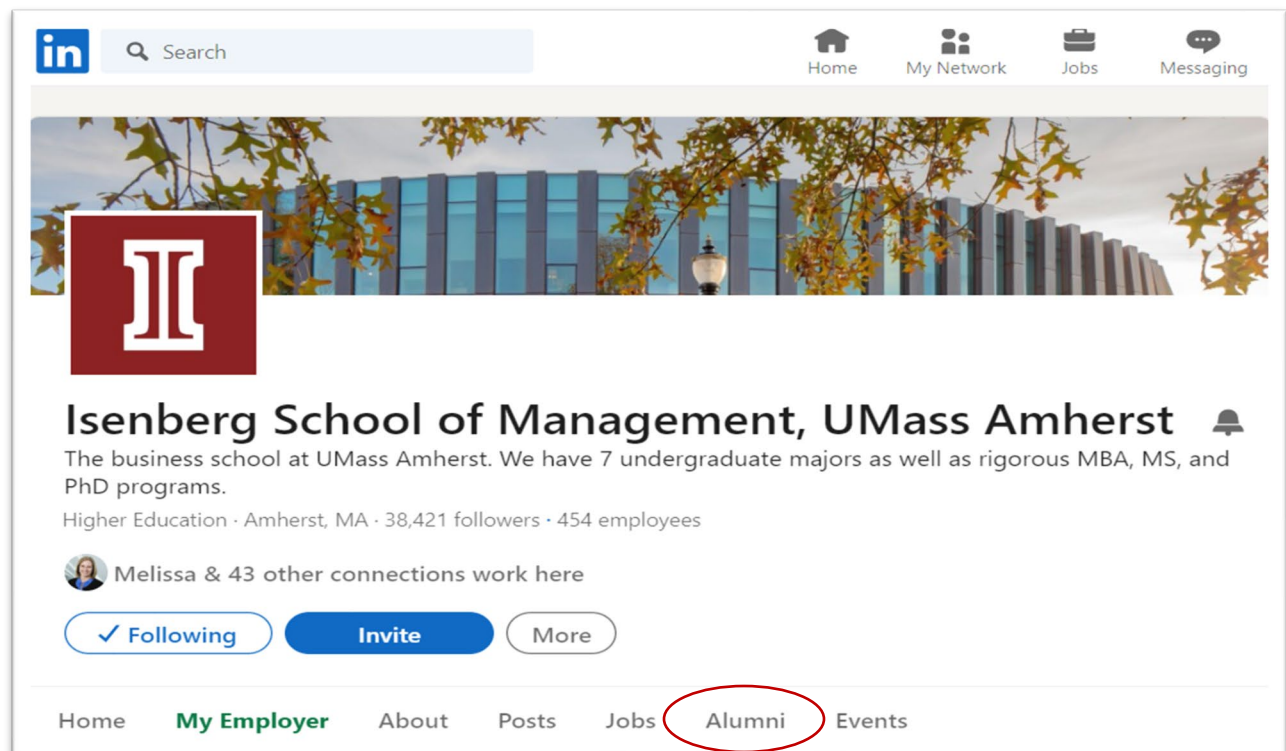
Unfortunately, LinkedIn does not have a filter specifically for "International student", so finding people who were previously F1 or other VISA holders requires some experimentation. It is nearly impossible to confirm previous VISA status holder as well.

1. Start by searching in the Search Bar using "The Isenberg School of Management". You are looking for the organization's home page.

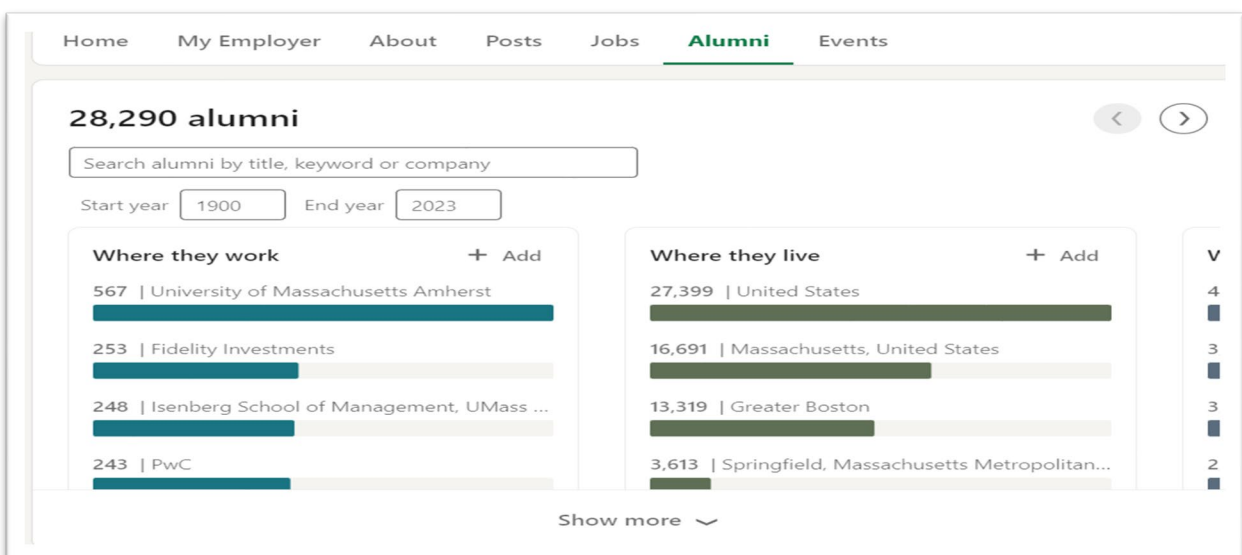


2. You will see the result appear with the "I" Icon and when you click on the name, the following will appear. Click on the name to land on the school page.





3. **Once you are at the home page, click on the word “Alumni” in the navigation bar.** (If you were looking at a company home page, this word would be “people”)
4. While you can search profiles by any number of keywords including company names, job titles, skills, etc, **In order to identify international alumni/upper classmen, try the following:**
 - a. **Country names:** You will discover that this keyword appears somewhere in the profile, sometimes as a location marker for their employers, or as part of the work they do. You might even identify school information prior to UMass that could identify them as someone from your own country of origin.
 - b. **Use your own “sur” or last name** or common surnames in different countries.



Read profiles, **look for work experiences outside of the US or references to previous education outside of the US.**

[Connect UMass](#)

Umass alumni and current students may set up a profile in Umass Connect. The platform is a great way to find alumni in your major, or a specific location or company. There are several filters to use, including **“International Student”**. Alumni leverage the tool to learn about alum events and connect with one another. Students may connect with alum for career “advise” and other types of content that the alum indicates on their profile. Using Umass Connect is **10X more effective than LinkedIn** because if the alum has indicated a desire to help students, you can often schedule a time to meet with them via phone or Zoom.

Connect UMass is NOT a replacement, but an adjacent tool to LinkedIn.

First, you will need to set up a profile. Once you do, then you can use the Search Filters to find people.

1. Click on **“Explore the Community”** to begin the search process.
2. In the Filters tab, look for **“Do you identify with any of these groups, programs or topics?”**
3. Check **“International Student”** box and **“Apply”**

The screenshot shows the UMass Connect website interface. At the top, the navigation bar includes 'HOME', 'EXPLORE THE COMMUNITY' (highlighted with a red circle), 'GROUPS', 'JOBS', 'DISCUSSION', 'RESOURCES', 'ALUMNI BUSINESS DIRECTORY', and 'SHARE'. Below the navigation bar, there are search filters: 'Q Search', 'Location', 'Major(s)', 'Degree Gra...', 'More Filters', and 'Clear All'. A 'Set Search Alerts' button is also visible. The main content area displays two user profiles: Rachael Rogers, M... (Innovation + Effici... Boston, MA, USA) and Sinare Kuma (Compliance Analyst Orlando, FL, USA). A modal window is open over the profiles, titled 'Do you identify with any of the below groups, programs, or topics?'. It contains a list of checkboxes for various identities, with 'International Student' checked. The modal also includes a 'Clear' button and an 'Apply' button. At the bottom of the main content area, there is a section titled 'Get more curated connections!' with a 'Go to matching quiz!' button.

Alumni who have also clicked this box will show up in your search results.

1. Click into a profile to learn how about their areas of expertise. You may see topics including “Immigration Experience” and “International Student”.
2. YOU can message these alumni by clicking the “Message” button.

Even if these individuals do not represent your major or area of interest, they have had similar experiences to you and can provide insight into the challenges of seeking employment in the US.

This alum may even be able to brainstorm strategies with you, connect you to other alum they know in industries you are interested in or connect you to others via email or LinkedIn.

What to write in your connection message:

“Dear Vanath – I am a current finance major who is also an international student at Umass Amherst. I found your profile in ConnectUmass (or LinkedIn) and would love to chat with you and learn about your experience seeking employment after graduation. I have hit some challenges in my search and would welcome your insight. Would you be willing to connect so that we might find a time to meet via phone or Zoom?”